

# ETIC

---

Range Booklet



THE SURFACE WITHIN™


**minoli**




ETIC NOCE  
11 X 90 CM (10MM)  
SPECIAL ORDER




ETIC NOCE  
15 X 90 CM (10MM)  
SPECIAL ORDER




ETIC NOCE  
VC02462  
22.5 X 90 CM (10MM)



ETIC NOCE STRUTTURATO  
VC02463  
22.5 X 90 CM (10MM)



ETIC NOCE TATAMI  
VC02466  
22.5 X 90 CM (10MM)



ETIC NOCE  
25 X 150 CM (10MM)  
SPECIAL ORDER

## TECHNICAL CHARACTERISTICS:

RECTIFIED PORCELAIN STONEWARE  
SLIP RESISTANCE: R9 / STRUT R11  
WEAR GRADE: V  
SHADING: V3 HIGH




## THE SURFACE WITHIN™


THIS LITERATURE IS INTENDED AS A GUIDE ONLY, PRINT CANNOT REPRODUCE A TRUE LIKENESS OF COLOUR, TONE OR TEXTURE. REFERENCE TO A SAMPLE IS ESSENTIAL




ETIC PALISSANDRO  
11 X 90 CM (10MM)  
[SPECIAL ORDER](#)




ETIC PALISSANDRO  
15 X 90 CM (10MM)  
[SPECIAL ORDER](#)




ETIC PALISSANDRO  
VC02464  
22.5 X 90 CM (10MM)



ETIC PALISSANDRO STRUTTURATO  
22.5 X 90 CM (10MM)  
[SPECIAL ORDER](#)



ETIC PALISSANDRO TATAMI  
22.5 X 90 CM (10MM)  
[SPECIAL ORDER](#)



ETIC PALISSANDRO  
25 X 150 CM (10MM)  
[SPECIAL ORDER](#)

## TECHNICAL CHARACTERISTICS:

RECTIFIED PORCELAIN STONEWARE  
SLIP RESISTANCE: R9 / STRUT R11  
WEAR GRADE: V  
SHADING: V3 HIGH



## THE SURFACE WITHIN™

THIS LITERATURE IS INTENDED AS A GUIDE ONLY, PRINT CANNOT REPRODUCE A TRUE LIKENESS OF COLOUR, TONE OR TEXTURE. REFERENCE TO A SAMPLE IS ESSENTIAL

# ETIC ROVERE GRIGIO




ETIC ROVERE GRIGIO  
11 X 90 CM (10MM)  
[SPECIAL ORDER](#)




ETIC ROVERE GRIGIO  
15 X 90 CM (10MM)  
[SPECIAL ORDER](#)



ETIC ROVERE GRIGIO  
VC02465  
22.5 X 90 CM (10MM)



ETIC ROVERE GRIGIO STRUT  
22.5 X 90 CM (10MM)  
[SPECIAL ORDER](#)



ETIC ROVERE GRIGIO TATAMI  
22.5 X 90 CM (10MM)  
[SPECIAL ORDER](#)



ETIC ROVERE GRIGIO  
25 X 150 CM (10MM)  
[SPECIAL ORDER](#)

## TECHNICAL CHARACTERISTICS:

RECTIFIED PORCELAIN STONEWARE  
SLIP RESISTANCE: R9 / STRUT R11  
WEAR GRADE: V  
SHADING: V3 HIGH




## THE SURFACE WITHIN™


THIS LITERATURE IS INTENDED AS A GUIDE ONLY, PRINT CANNOT REPRODUCE A TRUE LIKENESS OF COLOUR, TONE OR TEXTURE. REFERENCE TO A SAMPLE IS ESSENTIAL




ETIC EBANO  
11 X 90 CM (10MM)  
[SPECIAL ORDER](#)




ETIC EBANO  
15 X 90 CM (10MM)  
[SPECIAL ORDER](#)



ETIC EBANO  
VC02935  
22.5 X 90 CM (10MM)



ETIC EBANO STRUT  
22.5 X 90 CM (10MM)  
[SPECIAL ORDER](#)



ETIC EBANO TATAMI  
22.5 X 90 CM (10MM)  
[SPECIAL ORDER](#)

## TECHNICAL CHARACTERISTICS:

RECTIFIED PORCELAIN STONEWARE  
SLIP RESISTANCE: R9 / STRUT R11  
WEAR GRADE: V  
SHADING: V2 MODERATE



## THE SURFACE WITHIN™

THIS LITERATURE IS INTENDED AS A GUIDE ONLY, PRINT CANNOT REPRODUCE A TRUE LIKENESS OF COLOUR, TONE OR TEXTURE. REFERENCE TO A SAMPLE IS ESSENTIAL

# ETIC ROVERE BIANCO




ETIC ROVERE BIANCO  
11 X 90 CM (10MM)  
SPECIAL ORDER



ETIC ROVERE BIANCO  
15 X 90 CM (10MM)  
SPECIAL ORDER




ETIC ROVERE BIANCO  
VC02497  
22.5 X 90 CM (10MM)



ETIC ROVERE BIANCO STRUT  
22.5 X 90 CM (10MM)  
SPECIAL ORDER



ETIC ROVERE BIANCO TATAMI  
22.5 X 90 CM (10MM)  
SPECIAL ORDER



ETIC ROVERE BIANCO  
25 X 150 CM (10MM)  
SPECIAL ORDER

## TECHNICAL CHARACTERISTICS:

RECTIFIED PORCELAIN STONEWARE  
SLIP RESISTANCE: R9 / STRUT R11  
WEAR GRADE: V  
SHADING: V2 MODERATE



## THE SURFACE WITHIN™

THIS LITERATURE IS INTENDED AS A GUIDE ONLY, PRINT CANNOT REPRODUCE A TRUE LIKENESS OF COLOUR, TONE OR TEXTURE. REFERENCE TO A SAMPLE IS ESSENTIAL




ETIC ROVERE  
11 X 90 CM (10MM)  
[SPECIAL ORDER](#)



ETIC ROVERE  
15 X 90 CM (10MM)  
[SPECIAL ORDER](#)



ETIC ROVERE  
22.5 X 90 CM (10MM)  
[SPECIAL ORDER](#)



ETIC ROVERE STRUT  
22.5 X 90 CM (10MM)  
[SPECIAL ORDER](#)



ETIC ROVERE TATAMI  
22.5 X 90 CM (10MM)  
[SPECIAL ORDER](#)



ETIC ROVERE  
25 X 150 CM (10MM)  
[SPECIAL ORDER](#)

## TECHNICAL CHARACTERISTICS:

RECTIFIED PORCELAIN STONEWARE  
SLIP RESISTANCE: R9 / STRUT R11  
WEAR GRADE: V  
SHADING: V3 HIGH



## THE SURFACE WITHIN™

THIS LITERATURE IS INTENDED AS A GUIDE ONLY, PRINT CANNOT REPRODUCE A TRUE LIKENESS OF COLOUR, TONE OR TEXTURE. REFERENCE TO A SAMPLE IS ESSENTIAL




ETIC ULIVO  
11 X 90 CM (10MM)  
[SPECIAL ORDER](#)



ETIC ULIVO  
15 X 90 CM (10MM)  
[SPECIAL ORDER](#)



ETIC ULIVO  
22.5 X 90 CM (10MM)  
[SPECIAL ORDER](#)



ETIC ULIVO STRUT  
22.5 X 90 CM (10MM)  
[SPECIAL ORDER](#)



ETIC ULIVO TATAMI  
22.5 X 90 CM (10MM)  
[SPECIAL ORDER](#)

## TECHNICAL CHARACTERISTICS:

RECTIFIED PORCELAIN STONEWARE  
SLIP RESISTANCE: R9 / STRUT R11  
WEAR GRADE: V  
SHADING: V3 HIGH



## THE SURFACE WITHIN™

THIS LITERATURE IS INTENDED AS A GUIDE ONLY, PRINT CANNOT REPRODUCE A TRUE LIKENESS OF COLOUR, TONE OR TEXTURE. REFERENCE TO A SAMPLE IS ESSENTIAL



# ETIC ROVERE VENICE

minoli



ETIC ROVERE VENICE MATT  
15 X 90 CM (10MM)  
[SPECIAL ORDER](#)



ETIC ROVERE VENICE MATT  
VC03094  
22.5 X 90 CM (10MM)



ETIC ROVERE VENICE LAPPATO  
22.5 X 90 CM (10MM)  
[SPECIAL ORDER](#)



ETIC ROVERE VENICE GRIP  
22.5 X 90 CM (10MM)  
[SPECIAL ORDER](#)



ETIC ROVERE VENICE MATT  
25 X 150 CM (10MM)  
[SPECIAL ORDER](#)

## TECHNICAL CHARACTERISTICS:

RECTIFIED PORCELAIN STONEWARE  
SLIP RESISTANCE: MATT R9 / GRIP R11  
WEAR GRADE: V  
SHADING: V3 HIGH



## THE SURFACE WITHIN™

THIS LITERATURE IS INTENDED AS A GUIDE ONLY, PRINT CANNOT REPRODUCE A TRUE LIKENESS OF COLOUR, TONE OR TEXTURE. REFERENCE TO A SAMPLE IS ESSENTIAL

# ETIC ROVERE VENICE



## TECHNICAL CHARACTERISTICS:

RECTIFIED PORCELAIN STONEWARE  
WEAR GRADE: V  
SHADING: V3 HIGH



ETIC ROVERE VENICE TATAMI  
22.5 X 90 CM  
SPECIAL ORDER



ETIC ROVERE VENICE INDUSTRIAL 3D  
28.5 X 44 CM  
SPECIAL ORDER



ETIC ROVERE VENICE HERRINGBONE  
36.2 X 41.2 CM  
SPECIAL ORDER



ETIC ROVERE VENICE CHEVRON A+B  
35 X 34.5 CM  
SPECIAL ORDER



ETIC ROVERE VENICE CHEVRON TATAMI A+B  
22.2 X 74 CM (10MM)  
SPECIAL ORDER

## THE SURFACE WITHIN™

THIS LITERATURE IS INTENDED AS A GUIDE ONLY, PRINT CANNOT REPRODUCE A TRUE LIKENESS OF COLOUR, TONE OR TEXTURE. REFERENCE TO A SAMPLE IS ESSENTIAL

# ETIC ROVERE VENICE LASTRA (20MM)



## TECHNICAL CHARACTERISTICS:

RECTIFIED PORCELAIN STONEWARE  
SLIP RESISTANCE: R11  
WEAR GRADE: V  
SHADING: V3 HIGH



ETIC ROVERE VENICE LASTRA  
30 X 120 CM (20MM)  
[SPECIAL ORDER](#)



ETIC ROVERE VENICE LASTRA  
60 X 60 CM (20MM)  
[SPECIAL ORDER](#)



## THE SURFACE WITHIN™

THIS LITERATURE IS INTENDED AS A GUIDE ONLY, PRINT CANNOT REPRODUCE A TRUE LIKENESS OF COLOUR, TONE OR TEXTURE. REFERENCE TO A SAMPLE IS ESSENTIAL

# ETIC NOCE HICKORY

minoli



ETIC NOCE HICKORY MATT  
15 X 90 CM (10MM)  
[SPECIAL ORDER](#)



ETIC NOCE HICKORY MATT  
VC03095  
22.5 X 90 CM (10MM)



ETIC NOCE HICKORY LAPPATO  
22.5 X 90 CM (10MM)  
[SPECIAL ORDER](#)



ETIC NOCE HICKORY STRUTTURATO  
22.5 X 90 CM (10MM)  
[SPECIAL ORDER](#)



ETIC NOCE HICKORY MATT  
25 X 150 CM (10MM)  
[SPECIAL ORDER](#)

## TECHNICAL CHARACTERISTICS:

RECTIFIED PORCELAIN STONEWARE  
SLIP RESISTANCE: MATT R9 / STRUT R11  
WEAR GRADE: V  
SHADING: V3 HIGH



## THE SURFACE WITHIN™

THIS LITERATURE IS INTENDED AS A GUIDE ONLY, PRINT CANNOT REPRODUCE A TRUE LIKENESS OF COLOUR, TONE OR TEXTURE. REFERENCE TO A SAMPLE IS ESSENTIAL

# ETIC NOCE HICKORY



## TECHNICAL CHARACTERISTICS:

RECTIFIED PORCELAIN STONEWARE  
WEAR GRADE: V  
SHADING: V3 HIGH



ETIC NOCE HICKORY TATAMI  
22.5 X 90 CM  
SPECIAL ORDER



ETIC NOCE HICKORY INDUSTRIAL 3D  
28.5 X 44 CM  
SPECIAL ORDER



ETIC NOCE HICKORY HERRINGBONE  
36.2 X 41.2 CM  
SPECIAL ORDER



ETIC NOCE HICKORY CHEVRON A+B  
35 X 34.5 CM  
SPECIAL ORDER



ETIC NOCE HICKORY CHEVRON TATAMI A+B  
22.2 X 74 CM (10MM)  
SPECIAL ORDER

## THE SURFACE WITHIN™

THIS LITERATURE IS INTENDED AS A GUIDE ONLY, PRINT CANNOT REPRODUCE A TRUE LIKENESS OF COLOUR, TONE OR TEXTURE. REFERENCE TO A SAMPLE IS ESSENTIAL

# ETIC NOCE HICKORY LASTRA (20MM)

**minoli**

## TECHNICAL CHARACTERISTICS:

RECTIFIED PORCELAIN STONEWARE  
SLIP RESISTANCE: R11  
WEAR GRADE: V  
SHADING: V3 HIGH



ETIC NOCE HICKORY LASTRA  
30 X 120 CM (20MM)  
[SPECIAL ORDER](#)



ETIC NOCE HICKORY LASTRA  
60 X 60 CM (20MM)  
[SPECIAL ORDER](#)



## THE SURFACE WITHIN™

THIS LITERATURE IS INTENDED AS A GUIDE ONLY, PRINT CANNOT REPRODUCE A TRUE LIKENESS OF COLOUR, TONE OR TEXTURE. REFERENCE TO A SAMPLE IS ESSENTIAL

# ETIC QUERCIA ANTIQUE

minoli



ETIC QUERCIA ANTIQUE MATT  
15 X 90 CM (10MM)  
[SPECIAL ORDER](#)



ETIC QUERCIA ANTIQUE MATT  
22.5 X 90 CM (10MM)  
[SPECIAL ORDER](#)



ETIC QUERCIA ANTIQUE LAPPATO  
22.5 X 90 CM (10MM)  
[SPECIAL ORDER](#)



ETIC QUERCIA ANTIQUE GRIP  
22.5 X 90 CM (10MM)  
[SPECIAL ORDER](#)



ETIC QUERCIA ANTIQUE MATT  
25 X 150 CM (10MM)  
[SPECIAL ORDER](#)

## TECHNICAL CHARACTERISTICS:

RECTIFIED PORCELAIN STONEWARE  
SLIP RESISTANCE: MATT R9 / GRIP R11  
WEAR GRADE: V  
SHADING: V3 HIGH



## THE SURFACE WITHIN™

THIS LITERATURE IS INTENDED AS A GUIDE ONLY, PRINT CANNOT REPRODUCE A TRUE LIKENESS OF COLOUR, TONE OR TEXTURE. REFERENCE TO A SAMPLE IS ESSENTIAL

# ETIC QUERCIA ANTIQUE



## TECHNICAL CHARACTERISTICS:

RECTIFIED PORCELAIN STONEWARE  
WEAR GRADE: V  
SHADING: V3 HIGH



ETIC QUERCIA ANTIQUE TATAMI  
22.5 X 90 CM  
SPECIAL ORDER



ETIC QUERCIA ANTIQUE INDUSTRIAL 3D  
28.5 X 44 CM  
SPECIAL ORDER



ETIC QUERCIA ANTIQUE HERRINGBONE  
36.2 X 41.2 CM  
SPECIAL ORDER



ETIC QUERCIA ANTIQUE CHEVRON A+B  
35 X 34.5 CM  
SPECIAL ORDER



ETIC QUERCIA ANTIQUE CHEVRON TATAMI A+B  
22.2 X 74 CM (10MM)  
SPECIAL ORDER

## THE SURFACE WITHIN™

THIS LITERATURE IS INTENDED AS A GUIDE ONLY, PRINT CANNOT REPRODUCE A TRUE LIKENESS OF COLOUR, TONE OR TEXTURE. REFERENCE TO A SAMPLE IS ESSENTIAL



# ETIC QUERCIA ANTIQUE LASTRA (20MM)



## TECHNICAL CHARACTERISTICS:

RECTIFIED PORCELAIN STONEWARE  
SLIP RESISTANCE: R11  
WEAR GRADE: V  
SHADING: V3 HIGH



ETIC QUERCIA ANTIQUE LASTRA  
30 X 120 CM (20MM)  
[SPECIAL ORDER](#)



ETIC QUERCIA ANTIQUE LASTRA  
60 X 60 CM (20MM)  
[SPECIAL ORDER](#)



## THE SURFACE WITHIN™

THIS LITERATURE IS INTENDED AS A GUIDE ONLY, PRINT CANNOT REPRODUCE A TRUE LIKENESS OF COLOUR, TONE OR TEXTURE. REFERENCE TO A SAMPLE IS ESSENTIAL

# ETIC EUCALIPTO SMOKED

**minoli**



ETIC EUCALIPTO SMOKED MATT  
15 X 90 CM (10MM)  
[SPECIAL ORDER](#)



ETIC EUCALIPTO SMOKED MATT  
22.5 X 90 CM (10MM)  
[SPECIAL ORDER](#)



ETIC EUCALIPTO SMOKED LAPPATO  
22.5 X 90 CM (10MM)  
[SPECIAL ORDER](#)



ETIC EUCALIPTO SMOKED GRIP  
22.5 X 90 CM (10MM)  
[SPECIAL ORDER](#)



ETIC EUCALIPTO SMOKED MATT  
25 X 150 CM (10MM)  
[SPECIAL ORDER](#)

## TECHNICAL CHARACTERISTICS:

RECTIFIED PORCELAIN STONEWARE  
SLIP RESISTANCE: MATT R9 / GRIP R11  
WEAR GRADE: V  
SHADING: V3 HIGH



**THE SURFACE WITHIN™**

THIS LITERATURE IS INTENDED AS A GUIDE ONLY, PRINT CANNOT REPRODUCE A TRUE LIKENESS OF COLOUR, TONE OR TEXTURE. REFERENCE TO A SAMPLE IS ESSENTIAL

# ETIC EUCALIPTO SMOKED



## TECHNICAL CHARACTERISTICS:

RECTIFIED PORCELAIN STONEWARE  
WEAR GRADE: V  
SHADING: V3 HIGH



ETIC EUCALIPTO SMOKED TATAMI  
22.5 X 90 CM  
SPECIAL ORDER



ETIC EUCALIPTO SMOKED INDUSTRIAL 3D  
28.5 X 44 CM  
SPECIAL ORDER



ETIC EUCALIPTO SMOKED HERRINGBONE  
36.2 X 41.2 CM  
SPECIAL ORDER



ETIC EUCALIPTO SMOKED CHEVRON A+B  
35 X 34.5 CM  
SPECIAL ORDER



ETIC EUCALIPTO SMOKED CHEVRON TATAMI A+B  
22.2 X 74 CM (10MM)  
SPECIAL ORDER

## THE SURFACE WITHIN™

THIS LITERATURE IS INTENDED AS A GUIDE ONLY, PRINT CANNOT REPRODUCE A TRUE LIKENESS OF COLOUR, TONE OR TEXTURE. REFERENCE TO A SAMPLE IS ESSENTIAL

# ETIC EUCALIPTO SMOKED LASTRA (20MM)



## TECHNICAL CHARACTERISTICS:

RECTIFIED PORCELAIN STONEWARE  
SLIP RESISTANCE: R11  
WEAR GRADE: V  
SHADING: V3 HIGH



ETIC EUCALIPTO SMOKED LASTRA  
30 X 120 CM (20MM)  
[SPECIAL ORDER](#)



ETIC EUCALIPTO SMOKED LASTRA  
60 X 60 CM (20MM)  
[SPECIAL ORDER](#)



## THE SURFACE WITHIN™

THIS LITERATURE IS INTENDED AS A GUIDE ONLY, PRINT CANNOT REPRODUCE A TRUE LIKENESS OF COLOUR, TONE OR TEXTURE. REFERENCE TO A SAMPLE IS ESSENTIAL

The products within the Minoli 'ETIC' range have a degree of shade variation from tile to tile, characterised by a light to moderate finish to the surface.

Moderate/ High **V2/V3**

---

Light **V1**

Moderate **V2**

High **V3**

Random **V4**

The European logo of environmental quality certifies compliance with the European environmental criteria and is only given to products that have a low environmental impact. Ecolabel is quality award that identifies and promotes the most eco-friendly products. The environmental criteria evaluate the impact on the entire life cycle: extraction of raw materials, manufacturing, distributions, use and final disposal.

**ECOLABEL**  
IT/21/01

## THE SURFACE WITHIN™

THIS LITERATURE IS INTENDED AS A GUIDE ONLY, PRINT CANNOT REPRODUCE A TRUE LIKENESS OF COLOUR, TONE OR TEXTURE. REFERENCE TO A SAMPLE IS ESSENTIAL



Transport Way Cowley Oxford OX4 6LX United Kingdom  
T. 01865 778 225 [www.minoli.co.uk](http://www.minoli.co.uk)

**THE SURFACE WITHIN™**

71-73 George Street London W1U 8AQ  
T. 020 7474 2934 [www.thesurfacewithin.co.uk](http://www.thesurfacewithin.co.uk)