


# BOOST

---

Range Booklet



THE SURFACE WITHIN™


**minoli**

# BOOST WHITE



## TECHNICAL CHARACTERISTICS:

RECTIFIED PORCELAIN STONEWARE  
SHADING: V3 HIGH  
SLIP RESISTANCE: R10



BOOST WHITE MATT  
30/60 (9MM)  
[SPECIAL ORDER](#)



BOOST WHITE MOSAICO  
30/30 (9MM)  
[SPECIAL ORDER](#)



BOOST WHITE MOSAICO SHAPES  
31/33.5 (9MM)  
[SPECIAL ORDER](#)



BOOST WHITE MATT  
60/60 (9MM)  
[SPECIAL ORDER](#)



## THE SURFACE WITHIN™

THIS LITERATURE IS INTENDED AS A GUIDE ONLY, PRINT CANNOT REPRODUCE A TRUE LIKENESS OF COLOUR, TONE OR TEXTURE. REFERENCE TO A SAMPLE IS ESSENTIAL

# BOOST WHITE



## TECHNICAL CHARACTERISTICS:

RECTIFIED PORCELAIN STONEWARE  
SHADING: V3 HIGH  
SLIP RESISTANCE: R10



BOOST WHITE MATT  
75/75 (9.5MM)  
[SPECIAL ORDER](#)



BOOST WHITE MATT  
75/150 (9.5MM)  
[SPECIAL ORDER](#)



BOOST WHITE MATT  
45/90 (9MM)  
[SPECIAL ORDER](#)



## THE SURFACE WITHIN™

THIS LITERATURE IS INTENDED AS A GUIDE ONLY, PRINT CANNOT REPRODUCE A TRUE LIKENESS OF COLOUR, TONE OR TEXTURE. REFERENCE TO A SAMPLE IS ESSENTIAL

# BOOST XL WHITE



## TECHNICAL CHARACTERISTICS:

RECTIFIED PORCELAIN STONEWARE

SHADING: V3 HIGH

SLIP RESISTANCE: R10



BOOST XL WHITE MATT

120/120 (9MM)

[SPECIAL ORDER](#)



BOOST XL WHITE MATT

120/240 (9MM)

[SPECIAL ORDER](#)

## THE SURFACE WITHIN™

THIS LITERATURE IS INTENDED AS A GUIDE ONLY, PRINT CANNOT REPRODUCE A TRUE LIKENESS OF COLOUR, TONE OR TEXTURE. REFERENCE TO A SAMPLE IS ESSENTIAL



# BOOST XXL WHITE



## TECHNICAL CHARACTERISTICS:

RECTIFIED PORCELAIN STONEWARE  
SHADING: V3 HIGH  
SLIP RESISTANCE: R9



BOOST XXL WHITE MATT  
120/278 (6MM)  
[SPECIAL ORDER](#)

## THE SURFACE WITHIN™

THIS LITERATURE IS INTENDED AS A GUIDE ONLY, PRINT CANNOT REPRODUCE A TRUE LIKENESS OF COLOUR, TONE OR TEXTURE. REFERENCE TO A SAMPLE IS ESSENTIAL

# BOOST XL WHITE



## TECHNICAL CHARACTERISTICS:

RECTIFIED PORCELAIN STONEWARE  
SHADING: V3 HIGH  
SLIP RESISTANCE: R11



BOOST XL WHITE GRIP  
120/120 (9MM)  
[SPECIAL ORDER](#)



BOOST XL WHITE LASTRA  
120/120 (20MM)  
[SPECIAL ORDER](#)

## THE SURFACE WITHIN™


THIS LITERATURE IS INTENDED AS A GUIDE ONLY, PRINT CANNOT REPRODUCE A TRUE LIKENESS OF COLOUR, TONE OR TEXTURE. REFERENCE TO A SAMPLE IS ESSENTIAL

# BOOST PEARL

**minoli**

## TECHNICAL CHARACTERISTICS:

RECTIFIED PORCELAIN STONEWARE  
SHADING: V3 HIGH  
SLIP RESISTANCE: R10



BOOST PEARL MATT  
30/60 (9MM)  
[SPECIAL ORDER](#)



BOOST PEARL MOSAICO  
30/30 (9MM)  
[SPECIAL ORDER](#)



BOOST PEARL MOSAICO SHAPES  
31/33.5 (9MM)  
[SPECIAL ORDER](#)



BOOST PEARL MATT  
60/60 (9MM)  
[SPECIAL ORDER](#)



## THE SURFACE WITHIN™

THIS LITERATURE IS INTENDED AS A GUIDE ONLY, PRINT CANNOT REPRODUCE A TRUE LIKENESS OF COLOUR, TONE OR TEXTURE. REFERENCE TO A SAMPLE IS ESSENTIAL

# BOOST PEARL



## TECHNICAL CHARACTERISTICS:


RECTIFIED PORCELAIN STONEWARE  
SHADING: V3 HIGH  
SLIP RESISTANCE: R10



BOOST PEARL MATT  
75/75 (9.5MM)  
[SPECIAL ORDER](#)



BOOST PEARL MATT  
75/150 (9.5MM)  
[SPECIAL ORDER](#)



BOOST PEARL MATT  
45/90 (9MM)  
[SPECIAL ORDER](#)



## THE SURFACE WITHIN™

THIS LITERATURE IS INTENDED AS A GUIDE ONLY, PRINT CANNOT REPRODUCE A TRUE LIKENESS OF COLOUR, TONE OR TEXTURE. REFERENCE TO A SAMPLE IS ESSENTIAL



# BOOST XL PEARL



## TECHNICAL CHARACTERISTICS:

RECTIFIED PORCELAIN STONEWARE

SHADING: V3 HIGH

SLIP RESISTANCE: R10



BOOST XL PEARL MATT

120/120 (9MM)

[SPECIAL ORDER](#)



BOOST XL PEARL MATT

120/240 (9MM)

[SPECIAL ORDER](#)

## THE SURFACE WITHIN™

THIS LITERATURE IS INTENDED AS A GUIDE ONLY, PRINT CANNOT REPRODUCE A TRUE LIKENESS OF COLOUR, TONE OR TEXTURE. REFERENCE TO A SAMPLE IS ESSENTIAL

# BOOST XXL PEARL



## TECHNICAL CHARACTERISTICS:

RECTIFIED PORCELAIN STONEWARE  
SHADING: V3 HIGH  
SLIP RESISTANCE: R9



BOOST XXL PEARL MATT  
120/278 (6MM)  
[SPECIAL ORDER](#)

## THE SURFACE WITHIN™

THIS LITERATURE IS INTENDED AS A GUIDE ONLY, PRINT CANNOT REPRODUCE A TRUE LIKENESS OF COLOUR, TONE OR TEXTURE. REFERENCE TO A SAMPLE IS ESSENTIAL

# BOOST XL PEARL



## TECHNICAL CHARACTERISTICS:

RECTIFIED PORCELAIN STONEWARE

SHADING: V3 HIGH

SLIP RESISTANCE: R11



BOOST XL PEARL GRIP

120/120 (9MM)

[SPECIAL ORDER](#)

## THE SURFACE WITHIN™

THIS LITERATURE IS INTENDED AS A GUIDE ONLY, PRINT CANNOT REPRODUCE A TRUE LIKENESS OF COLOUR, TONE OR TEXTURE. REFERENCE TO A SAMPLE IS ESSENTIAL

# BOOST SMOKE


**minoli**

## TECHNICAL CHARACTERISTICS:

RECTIFIED PORCELAIN STONEWARE

SHADING: V3 HIGH

SLIP RESISTANCE: R10



BOOST SMOKE MATT  
30/60 (9MM)  
[SPECIAL ORDER](#)




BOOST SMOKE MOSAICO  
30/30 (9MM)  
[SPECIAL ORDER](#)



BOOST SMOKE MOSAICO SHAPES  
31/33.5 (9MM)  
[SPECIAL ORDER](#)



BOOST SMOKE  
MOSAICO HEX YELLOW  
25/28.5 (9MM)  
[SPECIAL ORDER](#)



BOOST SMOKE  
MOSAICO HEX BLACK  
25/28.5 (9MM)  
[SPECIAL ORDER](#)



BOOST SMOKE MATT  
60/60 (9MM)  
[SPECIAL ORDER](#)



## THE SURFACE WITHIN™

THIS LITERATURE IS INTENDED AS A GUIDE ONLY, PRINT CANNOT REPRODUCE A TRUE LIKENESS OF COLOUR, TONE OR TEXTURE. REFERENCE TO A SAMPLE IS ESSENTIAL



# BOOST SMOKE



## TECHNICAL CHARACTERISTICS:


RECTIFIED PORCELAIN STONEWARE  
SHADING: V3 HIGH  
SLIP RESISTANCE: R10



BOOST SMOKE MATT  
75/75 (9.5MM)  
[SPECIAL ORDER](#)



BOOST SMOKE MATT  
75/150 (9.5MM)  
[SPECIAL ORDER](#)



BOOST SMOKE MATT  
45/90 (9MM)  
[SPECIAL ORDER](#)



## THE SURFACE WITHIN™

THIS LITERATURE IS INTENDED AS A GUIDE ONLY, PRINT CANNOT REPRODUCE A TRUE LIKENESS OF COLOUR, TONE OR TEXTURE. REFERENCE TO A SAMPLE IS ESSENTIAL

# BOOST XL SMOKE




## TECHNICAL CHARACTERISTICS:

RECTIFIED PORCELAIN STONEWARE  
SHADING: V3 HIGH  
SLIP RESISTANCE: R10



BOOST XL SMOKE MATT  
120/120 (9MM)  
[SPECIAL ORDER](#)



BOOST XL SMOKE MATT  
120/240 (9MM)  
[SPECIAL ORDER](#)

## THE SURFACE WITHIN™

THIS LITERATURE IS INTENDED AS A GUIDE ONLY, PRINT CANNOT REPRODUCE A TRUE LIKENESS OF COLOUR, TONE OR TEXTURE. REFERENCE TO A SAMPLE IS ESSENTIAL

# BOOST XXL SMOKE



## TECHNICAL CHARACTERISTICS:

RECTIFIED PORCELAIN STONEWARE  
SHADING: V3 HIGH  
SLIP RESISTANCE: R9



BOOST XXL SMOKE MATT  
120/278 (6MM)  
[SPECIAL ORDER](#)

## THE SURFACE WITHIN™

THIS LITERATURE IS INTENDED AS A GUIDE ONLY, PRINT CANNOT REPRODUCE A TRUE LIKENESS OF COLOUR, TONE OR TEXTURE. REFERENCE TO A SAMPLE IS ESSENTIAL

# BOOST XL SMOKE



## TECHNICAL CHARACTERISTICS:

RECTIFIED PORCELAIN STONEWARE  
SHADING: V3 HIGH  
SLIP RESISTANCE: R11



BOOST XL SMOKE GRIP  
120/120 (9MM)  
[SPECIAL ORDER](#)



BOOST XL SMOKE LASTRA  
120/120 (20MM)  
[SPECIAL ORDER](#)

## THE SURFACE WITHIN™

THIS LITERATURE IS INTENDED AS A GUIDE ONLY, PRINT CANNOT REPRODUCE A TRUE LIKENESS OF COLOUR, TONE OR TEXTURE. REFERENCE TO A SAMPLE IS ESSENTIAL




# BOOST GREY




## TECHNICAL CHARACTERISTICS:

RECTIFIED PORCELAIN STONEWARE  
SHADING: V3 HIGH  
SLIP RESISTANCE: R10



BOOST GREY MATT  
30/60 (9MM)  
[SPECIAL ORDER](#)



BOOST GREY MOSAICO  
30/30 (9MM)  
[SPECIAL ORDER](#)



BOOST GREY MOSAICO SHAPES  
31/33.5 (9MM)  
[SPECIAL ORDER](#)



BOOST GREY MATT  
60/60 (9MM)  
[SPECIAL ORDER](#)



## THE SURFACE WITHIN™

THIS LITERATURE IS INTENDED AS A GUIDE ONLY, PRINT CANNOT REPRODUCE A TRUE LIKENESS OF COLOUR, TONE OR TEXTURE. REFERENCE TO A SAMPLE IS ESSENTIAL

# BOOST GREY



## TECHNICAL CHARACTERISTICS:


RECTIFIED PORCELAIN STONEWARE  
SHADING: V3 HIGH  
SLIP RESISTANCE: R10



BOOST GREY MATT  
75/75 (9.5MM)  
[SPECIAL ORDER](#)



BOOST GREY MATT  
75/150 (9.5MM)  
[SPECIAL ORDER](#)



BOOST GREY MATT  
45/90 (9MM)  
[SPECIAL ORDER](#)



## THE SURFACE WITHIN™

THIS LITERATURE IS INTENDED AS A GUIDE ONLY, PRINT CANNOT REPRODUCE A TRUE LIKENESS OF COLOUR, TONE OR TEXTURE. REFERENCE TO A SAMPLE IS ESSENTIAL

# BOOST XL GREY



## TECHNICAL CHARACTERISTICS:

RECTIFIED PORCELAIN STONEWARE

SHADING: V3 HIGH

SLIP RESISTANCE: R10



BOOST XL GREY MATT

120/120 (9MM)

[SPECIAL ORDER](#)



BOOST XL GREY MATT

120/240 (9MM)

[SPECIAL ORDER](#)

## THE SURFACE WITHIN™

THIS LITERATURE IS INTENDED AS A GUIDE ONLY, PRINT CANNOT REPRODUCE A TRUE LIKENESS OF COLOUR, TONE OR TEXTURE. REFERENCE TO A SAMPLE IS ESSENTIAL

# BOOST XXL GREY



## TECHNICAL CHARACTERISTICS:

RECTIFIED PORCELAIN STONEWARE  
SHADING: V3 HIGH  
SLIP RESISTANCE: R9



BOOST XXL GREY MATT  
120/278 (6MM)  
[SPECIAL ORDER](#)

## THE SURFACE WITHIN™

THIS LITERATURE IS INTENDED AS A GUIDE ONLY, PRINT CANNOT REPRODUCE A TRUE LIKENESS OF COLOUR, TONE OR TEXTURE. REFERENCE TO A SAMPLE IS ESSENTIAL



# BOOST XL GREY



## TECHNICAL CHARACTERISTICS:

RECTIFIED PORCELAIN STONEWARE  
SHADING: V3 HIGH  
SLIP RESISTANCE: R11



BOOST XL GREY GRIP  
120/120 (9MM)  
[SPECIAL ORDER](#)



BOOST XL GREY LASTRA  
120/120 (20MM)  
[SPECIAL ORDER](#)

## THE SURFACE WITHIN™


THIS LITERATURE IS INTENDED AS A GUIDE ONLY, PRINT CANNOT REPRODUCE A TRUE LIKENESS OF COLOUR, TONE OR TEXTURE. REFERENCE TO A SAMPLE IS ESSENTIAL

# BOOST TARMAC




## TECHNICAL CHARACTERISTICS:

RECTIFIED PORCELAIN STONEWARE  
SHADING: V3 HIGH  
SLIP RESISTANCE: R10



BOOST TARMAC MATT  
30/60 (9MM)  
[SPECIAL ORDER](#)



BOOST TARMAC MOSAICO  
30/30 (9MM)  
[SPECIAL ORDER](#)



BOOST TARMAC MOSAICO SHAPES  
31/33.5 (9MM)  
[SPECIAL ORDER](#)



BOOST TARMAC MATT  
60/60 (9MM)  
[SPECIAL ORDER](#)



BOOST TARMAC  
MOSAICO HEX JADE  
25/28.5 (9MM)  
[SPECIAL ORDER](#)



BOOST TARMAC  
MOSAICO HEX BLACK  
25/28.5 (9MM)  
[SPECIAL ORDER](#)



## THE SURFACE WITHIN™

THIS LITERATURE IS INTENDED AS A GUIDE ONLY, PRINT CANNOT REPRODUCE A TRUE LIKENESS OF COLOUR, TONE OR TEXTURE. REFERENCE TO A SAMPLE IS ESSENTIAL

# BOOST TARMAC



## TECHNICAL CHARACTERISTICS:


RECTIFIED PORCELAIN STONEWARE  
SHADING: V3 HIGH  
SLIP RESISTANCE: R10




BOOST TARMAC MATT  
75/75 (9.5MM)  
[SPECIAL ORDER](#)



BOOST TARMAC MATT  
75/150 (9.5MM)  
[SPECIAL ORDER](#)



BOOST TARMAC MATT  
45/90 (9MM)  
[SPECIAL ORDER](#)



## THE SURFACE WITHIN™

THIS LITERATURE IS INTENDED AS A GUIDE ONLY, PRINT CANNOT REPRODUCE A TRUE LIKENESS OF COLOUR, TONE OR TEXTURE. REFERENCE TO A SAMPLE IS ESSENTIAL



# BOOST XL TARMAC



## TECHNICAL CHARACTERISTICS:

RECTIFIED PORCELAIN STONEWARE

SHADING: V3 HIGH

SLIP RESISTANCE: R10



BOOST XL TARMAC MATT

120/120 (9MM)

[SPECIAL ORDER](#)



BOOST XL TARMAC MATT

120/240 (9MM)

[SPECIAL ORDER](#)

## THE SURFACE WITHIN™

THIS LITERATURE IS INTENDED AS A GUIDE ONLY, PRINT CANNOT REPRODUCE A TRUE LIKENESS OF COLOUR, TONE OR TEXTURE. REFERENCE TO A SAMPLE IS ESSENTIAL



# BOOST XL TARMAC



## TECHNICAL CHARACTERISTICS:

RECTIFIED PORCELAIN STONEWARE  
SHADING: V3 HIGH  
SLIP RESISTANCE: R11



BOOST XL TARMAC GRIP  
120/120 (9MM)  
[SPECIAL ORDER](#)




BOOST XL TARMAC LASTRA  
120/120 (20MM)  
[SPECIAL ORDER](#)

## THE SURFACE WITHIN™

THIS LITERATURE IS INTENDED AS A GUIDE ONLY, PRINT CANNOT REPRODUCE A TRUE LIKENESS OF COLOUR, TONE OR TEXTURE. REFERENCE TO A SAMPLE IS ESSENTIAL


# BOOST SHADING



High


V3

The products within the Minoli 'BOOST' range have a degree of shade variation from tile to tile, characterised by a High finish to the surface.




Light

V1




Moderate

V2



High

V3



Random

V4

## THE SURFACE WITHIN™

THIS LITERATURE IS INTENDED AS A GUIDE ONLY, PRINT CANNOT REPRODUCE A TRUE LIKENESS OF COLOUR, TONE OR TEXTURE. REFERENCE TO A SAMPLE IS ESSENTIAL



Transport Way Cowley Oxford OX4 6LX United Kingdom  
T. 01865 778 225 [www.minoli.co.uk](http://www.minoli.co.uk)

**THE SURFACE WITHIN™**

71-73 George Street London W1U 8AQ  
T. 020 7474 2934 [www.thesurfacewithin.co.uk](http://www.thesurfacewithin.co.uk)