

EPIK

Range Booklet



THE SURFACE WITHIN™

minoli

TECHNICAL CHARACTERISTICS:


RECTIFIED PORCELAIN STONEWARE

SHADING: V2 MODERATE

SLIP RESISTANCE: R9 / ≤ 0.42 WET



EPIK PEARL MATT
VC03608
60/60 (9MM)



EPIK PEARL MATT
VC03606
30/60 (9MM)



EPIK PEARL MOSAICO
30/30 (9MM)
[SPECIAL ORDER](#)



EPIK PEARL MOSAICO LOSANGA DEK
VC03610
30.5/32 (9MM)



THE SURFACE WITHIN™

THIS LITERATURE IS INTENDED AS A GUIDE ONLY, PRINT CANNOT REPRODUCE A TRUE LIKENESS OF COLOUR, TONE OR TEXTURE. REFERENCE TO A SAMPLE IS ESSENTIAL



EPIK PEARL MATT
120/120 (9MM)
[SPECIAL ORDER](#)




EPIK PEARL MATT
60/120 (9MM)
[SPECIAL ORDER](#)

TECHNICAL CHARACTERISTICS:

RECTIFIED PORCELAIN STONEWARE

SHADING: V2 MODERATE

SLIP RESISTANCE: MATT R9 / STRUTTUATO R11 / ≤ 0.42 WET



EPIK PEARL STRUTTURATO
30/60 (9MM)
[SPECIAL ORDER](#)



EPIK PEARL STRUTTURATO
60/60 (9MM + 20MM)
[SPECIAL ORDER](#)

THE SURFACE WITHIN™

THIS LITERATURE IS INTENDED AS A GUIDE ONLY, PRINT CANNOT REPRODUCE A TRUE LIKENESS OF COLOUR, TONE OR TEXTURE. REFERENCE TO A SAMPLE IS ESSENTIAL

EPIK SHELL




TECHNICAL CHARACTERISTICS:

RECTIFIED PORCELAIN STONEWARE
SHADING: V2 MODERATE
SLIP RESISTANCE: R9 / ≤ 0.42 WET



EPIK SHELL MATT
VC03609
60/60 (9MM)



EPIK SHELL MATT
VC03607
30/60 (9MM)



EPIK SHELL MOSAICO
30/30 (9MM)
[SPECIAL ORDER](#)



EPIK SHELL MOSAICO LOSANGA DEK
VC03611
30.5/32 (9MM)



THE SURFACE WITHIN™

THIS LITERATURE IS INTENDED AS A GUIDE ONLY, PRINT CANNOT REPRODUCE A TRUE LIKENESS OF COLOUR, TONE OR TEXTURE. REFERENCE TO A SAMPLE IS ESSENTIAL



EPIK SHELL MATT
120/120 (9MM)
[SPECIAL ORDER](#)




EPIK SHELL MATT
60/120 (9MM)
[SPECIAL ORDER](#)

TECHNICAL CHARACTERISTICS:

RECTIFIED PORCELAIN STONEWARE

SHADING: V2 MODERATE

SLIP RESISTANCE: MATT R9 / STRUTTUATO R11 / ≤ 0.42 WET



EPIK SHELL STRUTTURATO
30/60 (9MM)
[SPECIAL ORDER](#)



EPIK SHELL STRUTTURATO
60/60 (9MM)
[SPECIAL ORDER](#)

THE SURFACE WITHIN™

THIS LITERATURE IS INTENDED AS A GUIDE ONLY, PRINT CANNOT REPRODUCE A TRUE LIKENESS OF COLOUR, TONE OR TEXTURE. REFERENCE TO A SAMPLE IS ESSENTIAL

EPIK ALMOND



TECHNICAL CHARACTERISTICS:


RECTIFIED PORCELAIN STONEWARE

SHADING: V2 MODERATE

SLIP RESISTANCE: R9 / ≤ 0.42 WET



EPIK ALMOND MATT
60/60 (9MM)
[SPECIAL ORDER](#)



EPIK ALMOND MATT
30/60 (9MM)
[SPECIAL ORDER](#)



EPIK ALMOND MOSAICO
30/30 (9MM)
[SPECIAL ORDER](#)



EPIK ALMOND MOSAICO LOSANGA DEK
30.5/32 (9MM)
[SPECIAL ORDER](#)



THE SURFACE WITHIN™

THIS LITERATURE IS INTENDED AS A GUIDE ONLY, PRINT CANNOT REPRODUCE A TRUE LIKENESS OF COLOUR, TONE OR TEXTURE. REFERENCE TO A SAMPLE IS ESSENTIAL



EPIK ALMOND MATT
120/120 (9MM)
[SPECIAL ORDER](#)




EPIK ALMOND MATT
60/120 (9MM)
[SPECIAL ORDER](#)

TECHNICAL CHARACTERISTICS:

RECTIFIED PORCELAIN STONEWARE

SHADING: V2 MODERATE

SLIP RESISTANCE: MATT R9 / STRUTTUATO R11 / ≤ 0.42 WET



EPIK ALMOND STRUTTURATO
30/60 (9MM)
[SPECIAL ORDER](#)



EPIK ALMOND STRUTTURATO
60/60 (9MM + 20MM)
[SPECIAL ORDER](#)

THE SURFACE WITHIN™

THIS LITERATURE IS INTENDED AS A GUIDE ONLY, PRINT CANNOT REPRODUCE A TRUE LIKENESS OF COLOUR, TONE OR TEXTURE. REFERENCE TO A SAMPLE IS ESSENTIAL

EPIK CARAMEL



TECHNICAL CHARACTERISTICS:

RECTIFIED PORCELAIN STONEWARE

SHADING: V2 MODERATE

SLIP RESISTANCE: R9 / ≤ 0.42 WET



EPIK CARAMEL MATT
60/60 (9MM)
[SPECIAL ORDER](#)



EPIK CARAMEL MATT
30/60 (9MM)
[SPECIAL ORDER](#)



EPIK CARAMEL MOSAICO
30/30 (9MM)
[SPECIAL ORDER](#)



EPIK CARAMEL MOSAICO LOSANGA DEK
30.5/32 (9MM)
[SPECIAL ORDER](#)



THE SURFACE WITHIN™

THIS LITERATURE IS INTENDED AS A GUIDE ONLY, PRINT CANNOT REPRODUCE A TRUE LIKENESS OF COLOUR, TONE OR TEXTURE. REFERENCE TO A SAMPLE IS ESSENTIAL

TECHNICAL CHARACTERISTICS:

RECTIFIED PORCELAIN STONEWARE
SHADING: V2 MODERATE
SLIP RESISTANCE: R9 / ≤ 0.42 WET



EPIK CARAMEL MATT
120/120 (9MM)
[SPECIAL ORDER](#)



EPIK CARAMEL MATT
60/120 (9MM)
[SPECIAL ORDER](#)

THE SURFACE WITHIN™

THIS LITERATURE IS INTENDED AS A GUIDE ONLY, PRINT CANNOT REPRODUCE A TRUE LIKENESS OF COLOUR, TONE OR TEXTURE. REFERENCE TO A SAMPLE IS ESSENTIAL

EPIK GREY



TECHNICAL CHARACTERISTICS:


RECTIFIED PORCELAIN STONEWARE

SHADING: V2 MODERATE

SLIP RESISTANCE: R9 / ≤ 0.42 WET



EPIK GREY MATT
60/60 (9MM)
[SPECIAL ORDER](#)



EPIK GREY MATT
30/60 (9MM)
[SPECIAL ORDER](#)



EPIK GREY MOSAICO
30/30 (9MM)
[SPECIAL ORDER](#)



EPIK GREY MOSAICO LOSANGA DEK
30.5/32 (9MM)
[SPECIAL ORDER](#)



THE SURFACE WITHIN™

THIS LITERATURE IS INTENDED AS A GUIDE ONLY, PRINT CANNOT REPRODUCE A TRUE LIKENESS OF COLOUR, TONE OR TEXTURE. REFERENCE TO A SAMPLE IS ESSENTIAL



EPIK GREY MATT
120/120 (9MM)
[SPECIAL ORDER](#)




EPIK GREY MATT
60/120 (9MM)
[SPECIAL ORDER](#)

TECHNICAL CHARACTERISTICS:


RECTIFIED PORCELAIN STONEWARE

SHADING: V2 MODERATE

SLIP RESISTANCE: MATT R9 / STRUTTUATO R11 / ≤ 0.42 WET




EPIK GREY STRUTTURATO
30/60 (9MM)
[SPECIAL ORDER](#)



EPIK GREY STRUTTURATO
60/60 (9MM + 20MM)
[SPECIAL ORDER](#)


THE SURFACE WITHIN™

THIS LITERATURE IS INTENDED AS A GUIDE ONLY, PRINT CANNOT REPRODUCE A TRUE LIKENESS OF COLOUR, TONE OR TEXTURE. REFERENCE TO A SAMPLE IS ESSENTIAL




Moderate V2


The products within the Minoli 'EPIK' range have a degree of shade variation from tile to tile, characterised by a moderate finish to the surface.




Light V1



Moderate V2



High V3



Random V4

THE SURFACE WITHIN™

THIS LITERATURE IS INTENDED AS A GUIDE ONLY, PRINT CANNOT REPRODUCE A TRUE LIKENESS OF COLOUR, TONE OR TEXTURE. REFERENCE TO A SAMPLE IS ESSENTIAL



Transport Way Cowley Oxford OX4 6LX United Kingdom
T. 01865 778 225 www.minoli.co.uk

THE SURFACE WITHIN™

71-73 George Street London W1U 8AQ
T. 020 7474 2934 www.thesurfacewithin.co.uk