



3D WALL DESIGN

Range Booklet



THE SURFACE WITHIN™

minoli

3D WALL DESIGN WHITE



TECHNICAL CHARACTERISTICS:

RECTIFIED CERAMIC WALL
SHADING: V1 LIGHT
THICKNESS: SOLID 8.5 MM / 3D 11 MM



3D WALL DESIGN SOLID WHITE MATT
50/110 (8.5MM)
[SPECIAL ORDER](#)



3D WALL DESIGN SOLID WHITE GLOSS
50/110 (8.5MM)
[SPECIAL ORDER](#)



3D LINE MATT 3D PLOT MATT 3D ULTRA BLADE MATT + GLOSS 3D KITE MATT 3D FLOWS MATT

THE SURFACE WITHIN™

THIS LITERATURE IS INTENDED AS A GUIDE ONLY, PRINT CANNOT REPRODUCE A TRUE LIKENESS OF COLOUR, TONE OR TEXTURE. REFERENCE TO A SAMPLE IS ESSENTIAL

3D WALL DESIGN WHITE



TECHNICAL CHARACTERISTICS:

RECTIFIED CERAMIC WALL
SHADING: V1 LIGHT



3D WALL DESIGN SOLID WHITE MATT
VC03468
40/80 (8.5MM)



3D WALL DESIGN DIAMOND WHITE MATT
VC03470
40/80 (10MM)



3D WALL DESIGN DUNE WHITE MATT
VC03469
40/80 (10MM)



3D WALL DESIGN SOLID WHITE GLOSS
40/80 (8.5MM)
SPECIAL ORDER



3D WALL DESIGN RIBBON WHITE MATT
40/80 (10MM)
SPECIAL ORDER



3D WALL DESIGN FLASH WHITE MATT
40/80 (10MM)
SPECIAL ORDER

THE SURFACE WITHIN™

THIS LITERATURE IS INTENDED AS A GUIDE ONLY, PRINT CANNOT REPRODUCE A TRUE LIKENESS OF COLOUR, TONE OR TEXTURE. REFERENCE TO A SAMPLE IS ESSENTIAL

3D WALL DESIGN WHITE




TECHNICAL CHARACTERISTICS:

RECTIFIED CERAMIC WALL
SHADING: V1 LIGHT



3D WALL DESIGN BLADE WHITE MATT
40/80 (10MM)
[SPECIAL ORDER](#)



3D WALL DESIGN STARS WHITE MATT
40/80 (10MM)
[SPECIAL ORDER](#)



3D WALL DESIGN MESH WHITE MATT
40/80 (10MM)
[SPECIAL ORDER](#)



3D WALL DESIGN ANGLE WHITE MATT
40/80 (10MM)
[SPECIAL ORDER](#)



3D WALL DESIGN WAVE WHITE GLOSS
40/80 (10MM)
[SPECIAL ORDER](#)



3D WALL DESIGN WIND WHITE MATT
40/80 (10MM)
[SPECIAL ORDER](#)

THE SURFACE WITHIN™


THIS LITERATURE IS INTENDED AS A GUIDE ONLY, PRINT CANNOT REPRODUCE A TRUE LIKENESS OF COLOUR, TONE OR TEXTURE. REFERENCE TO A SAMPLE IS ESSENTIAL

3D WALL DESIGN NIGHT



TECHNICAL CHARACTERISTICS:


RECTIFIED CERAMIC WALL
SHADING: V1 LIGHT



3D WALL DESIGN SOLID NIGHT MATT
40/80 (8.5MM)
[SPECIAL ORDER](#)



3D WALL DESIGN DIAMOND NIGHT MATT
40/80 (10MM)
[SPECIAL ORDER](#)



3D WALL FLASH NIGHT MATT
40/80 (10MM)
[SPECIAL ORDER](#)

THE SURFACE WITHIN™

THIS LITERATURE IS INTENDED AS A GUIDE ONLY, PRINT CANNOT REPRODUCE A TRUE LIKENESS OF COLOUR, TONE OR TEXTURE. REFERENCE TO A SAMPLE IS ESSENTIAL

3D WALL DESIGN SAND



TECHNICAL CHARACTERISTICS:

RECTIFIED CERAMIC WALL
SHADING: V1 LIGHT



3D WALL DESIGN SOLID SAND MATT
40/80 (8.5MM)
[SPECIAL ORDER](#)



3D WALL DESIGN DUNE SAND MATT
40/80 (10MM)
[SPECIAL ORDER](#)



3D WALL DESIGN RIBBON SAND MATT
40/80 (10MM)
[SPECIAL ORDER](#)




3D WALL DESIGN WIND SAND MATT
40/80 (10MM)
[SPECIAL ORDER](#)

THE SURFACE WITHIN™


THIS LITERATURE IS INTENDED AS A GUIDE ONLY, PRINT CANNOT REPRODUCE A TRUE LIKENESS OF COLOUR, TONE OR TEXTURE. REFERENCE TO A SAMPLE IS ESSENTIAL

3D WALL DESIGN SHADING


The products within the Minoli '3D WALL DESIGN' range have a degree of shade variation from tile to tile, characterised by a Light to Moderate finish to the surface.




Light V1



Moderate V2



High V3



Random V4

THE SURFACE WITHIN™

THIS LITERATURE IS INTENDED AS A GUIDE ONLY, PRINT CANNOT REPRODUCE A TRUE LIKENESS OF COLOUR, TONE OR TEXTURE. REFERENCE TO A SAMPLE IS ESSENTIAL



Transport Way Cowley Oxford OX4 6LX United Kingdom
T. 01865 778 225 www.minoli.co.uk

THE SURFACE WITHIN™

71-73 George Street London W1U 8AQ
T. 020 7474 2934 www.thesurfacewithin.co.uk